

# SIGNTECH

MATERIÁLY PRO REKLAMU

**Best for T20cm+ huge light box side lighting**

**5 Years Warranty**



2801107 | SIGN LED AL modul side LED | 4,5W | 15x55° | 6.500K

# SIGNTECH

MATERIÁLY PRO REKLAMU



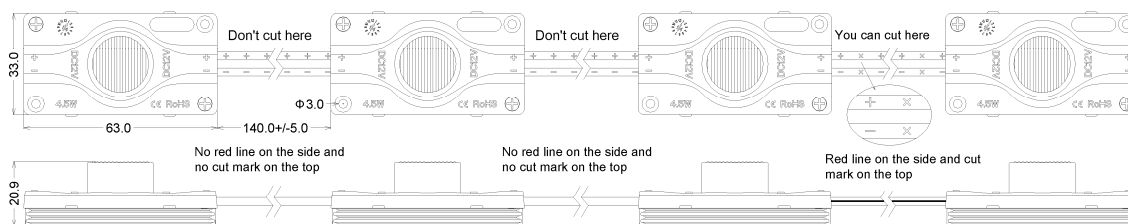
## ◆ Features

- ✧ Constant Current Technology, 15pcs per series, Cut off 3 modules
- ✧ The back of the radiator for cooling
- ✧ Injection molding process, Waterproof: IP 67
- ✧ Osram Square LED, High brightness and reliability
- ✧ Energy saving, Environment friendly
- ✧ Long life span
- ✧ Easy mounting system
- ✧ Suitable for 15-30cm thickness single or double side light boxes.

## ◆ Applications

- ✧ Commercial standing lighting
- ✧ Light box lighting

## ◆ Dimensions



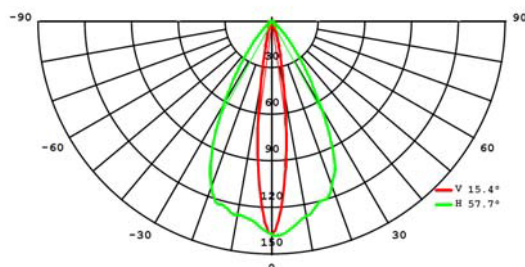
Note: The pitch is variable.

## ◆ Technical parameters

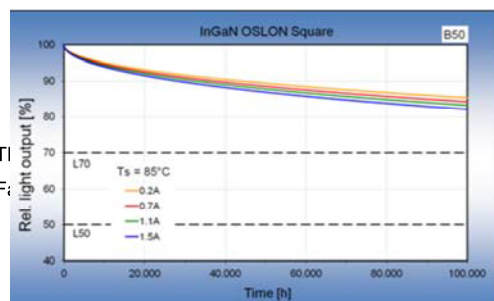
Part no.	Color	Wave Length or CCT	Operating Voltage	Rated Power per module	Beam Angle	Lm Flux per module	IP Rank
2801107	Pure white	6000-7500K	DC12V	4.5W	15×55°	400lm	IP67

Because the 2801107 is Cut-table per 3pcs modules in stead of 1pc cut able. 3pcs 3V LEDs need to be connected in series for sufficient voltage DC12V. The middle wire is used for connecting the 3pcs LEDs in series. This wire doesn't need to be connected to power supplies.

## ◆ Distribution curve



## ◆ Degradation characteristic



# SIGNTECH

MATERIÁLY PRO REKLAMU

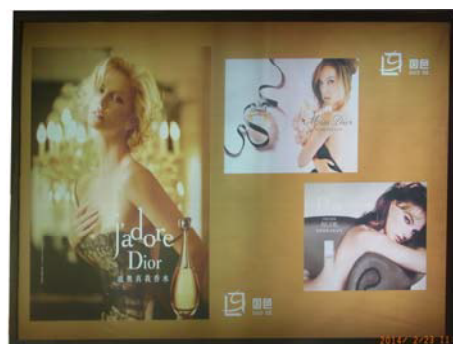
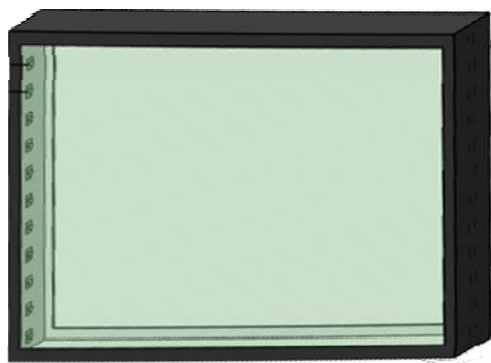
## ◆ Illuminance and distance table

Box Size (cm)	Illuminance (lux)	Distance between Modules centers(mm)	Distance Between rows (mm)	Qty/m <sup>2</sup> (pcs/m <sup>2</sup> )	Power Per m <sup>2</sup> (W/m <sup>2</sup> )
300×100×25	260~750	150	——	4	18.0
250×100×25	380~770	150	——	5	22.5
250×150×20	390~780	150	——	5	22.5

### Notes:

1. The tests are based on acrylic board sheet (2.7mm thickness, transmittance>58%) , the data for reference only;
2. Arrangement of the above remarks shown around, light box and bottom are white.

## ◆ Application Guide

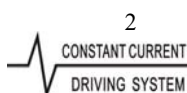


## ◆ Attentions

1. Maximum number of modules per chain is 15pcs from power supplier to single end.
2. The parameters may change as the type of material of lighting boxes or channel letters.
3. The LED module including its components can't be mechanical stressed.
4. Please ensure that the power supply is adequate power to operate the total load.
5. Only professionals can tear down, install or maintain LED modules.
6. All of box materials used for installation have to meet anti-flame rules and related so on.
7. Power supply should be short circuit and overloading protection, and total power should be less than rated power 80% of that power.
8. Operating Temperature: -25~55℃.
- 9.

## ◆ Packing (Blister packaging)

CE RoHS



# SIGNTECH

MATERIÁLŮ PRO REKLAMU

1. Big carton 52×37×26cm, small carton:35×25×23cm, Anti-static bag:305×280×0.12mm.
2. 15pcs per chain, 1chains in one Plastic tray,
3. 8 layers Plastic tray, in one small carton.
4. One big carton contains two small cartons.

CE RoHS

