

GPV-60E series

60W Constant Voltage Switching Power Supply



■ Features:

- Constant voltage design
- European AC input
- Protections: Short circuit / Over current / Over voltage
- Cooling by free air convection
- Isolation class II
- Fully encapsulated with IP67 level [5]

ta: 50°C
tc: 80°C
CONSTANT VOLTAGE



ELECTRICAL SPECIFICATION

MODEL	GPV-60-12E					
OUTPUT						
RATED VOLTAGE	12V					
RATED CURRENT	5A					
CURRENT RANGE	0 ÷ 5A					
RATED POWER	60W					
LINE REGULATION	± 1%					
LOAD REGULATION	± 2%					
TOLERANCE [3]	± 3%					
RIPPLE & NOISE (max.) [2]	200mV _{p-p}					
SETUP, RISE TIME [4]	600ms, 25ms / 230VAC at full load					
HOLD UP TIME (typ.)	20ms / 230VAC at full load					
INPUT						
VOLTAGE RANGE	180 ÷ 264VAC; 254 ÷ 370VDC					
FREQUENCY RANGE	47 ÷ 63Hz					
EFFICIENCY (typ.)	85%					
AC CURRENT (typ.)	0.5A / 230VAC					
INRUSH CURRENT (typ.)	40A / 230VAC; T _{WIDTH} = 400µs					
Max. No. of PSU on Circuit Breaker	B10	B16	C10	C16	D10	D16
	3	5	4	6	4	7
LEAKAGE CURRENT (max.)	0.25mA / 240VAC					
PROTECTIONS						
OVER CURRENT	Range: above 150% rated current					
	Type: hiccup mode, auto-recovery.					
SHORT CIRCUIT	Type: hiccup mode, auto-recovery.					
OVER VOLTAGE	Above 18V					
	Type: hiccup mode, auto-recovery.					

GPV-60E series

60W Constant Voltage Switching Power Supply




WORKING ENVIRONMENT

WORKING TEMPERATURE	-20°C ÷ 70°C (Refer to Derating Curve), ta: 50°C; tc: 80°C
WORKING HUMIDITY	20 ÷ 90% RH non-condensing
STORAGE TEMPERATURE AND HUMIDITY	-40°C ÷ 80°C, 10 ÷ 95% RH non-condensing
TEMPERATURE COEFFICIENT	± 0.03% / °C (0°C ÷ 50°C)
VIBRATION	10 ÷ 500Hz, 2G, 10min / cycle, period for 60min. each along X, Y, Z axes

SAFETY AND EMC REGULATIONS

SAFETY STANDARDS	Compliance to EN61347-1, EN61347-2-13, IP67
WITHSTAND VOLTAGE	I-P/O-P: 3kVAC
ISOLATION RESISTANCE	I-P/O-P: 100MΩ/500VDC/25°C/70%
EMC EMISSION	Compliance to EN55015
EMC IMMUNITY	Compliance to EN61547; EN55024; EN61000-4-2, -3, -4, -5, -6, -8, -11
HARMONIC CURRENT	Compliance to EN61000-3-3; EN61000-3-2

OTHERS

DIMENSIONS	148 x 32 x 28mm (L x W x H)
WEIGHT AND PACKING	0.22kg; 80pcs./ctn; ctn weight and dimensions: 17kg; 34.5 x 24 x 26cm
EAN Code	 5 9 0 2 1 3 5 1 2 0 6 2 0 1


1. All parameters NOT specially mentioned are measured at 230VAC input, rated load and 25°C of ambient temperature.
2. Ripple & noise are measured at 20MHz of bandwidth by using a 12" twisted pair-wire terminated with a 0.1μF i 47μF parallel capacitor.
3. Tolerance includes set up tolerance, line regulation and load regulation.
4. Setup and rise time is measured from 0 to 90% rated output voltage.
5. Suitable for indoor or outdoor use. Please avoid direct exposure to sunlight and immersion in water for over 30 minutes.
6. Power supply is considered as component not intended to apply by end-user. Power supply meets safety and EMC standards however the final equipment with power supply must be re-quality to comply with EMC Directives.

GPV-60E series

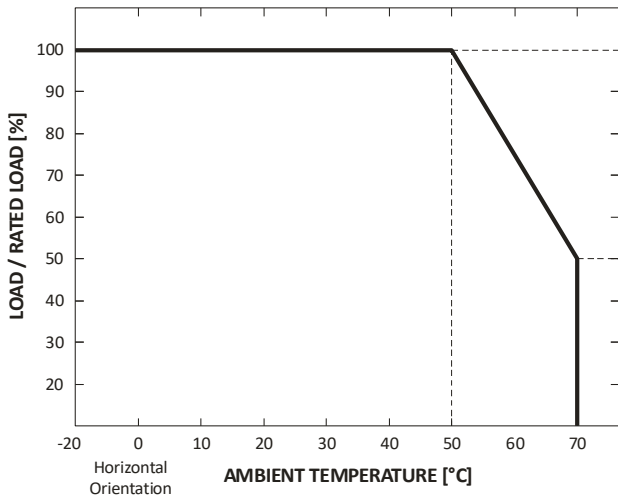
60W Constant Voltage Switching Power Supply



MECHANICAL SPECIFICATION



DERATIG CURVE



STATIC CHARACTERISTIC

